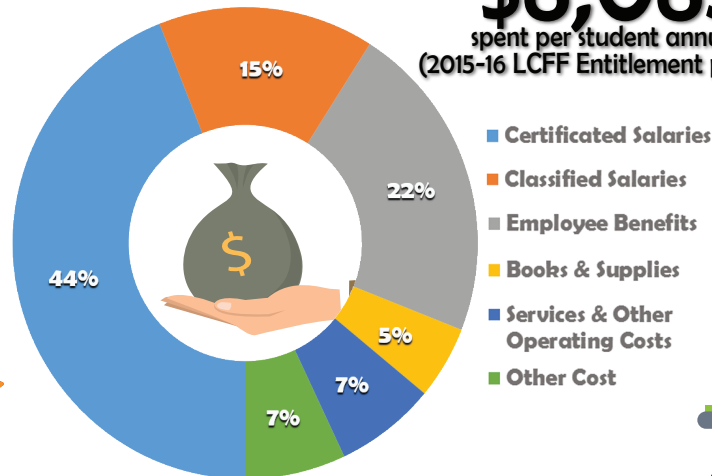



Orange Unified School District

A District of Excellence

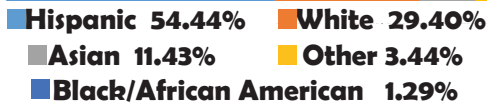


\$8,083
spent per student annually
(2015-16 LCFF Entitlement per ADA)

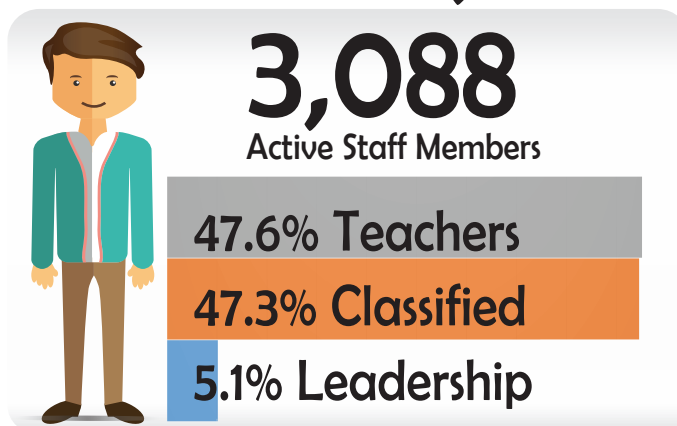
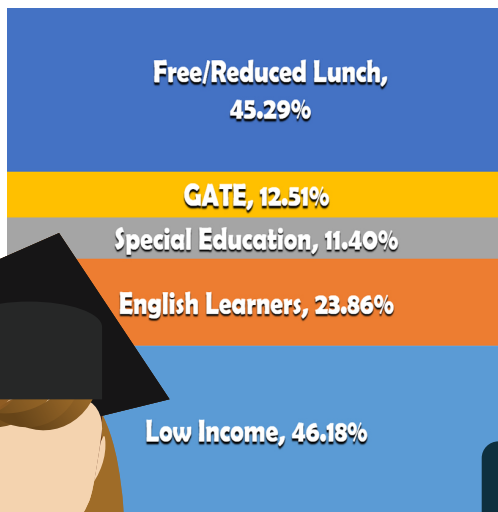


41 Educational Sites

- 1 K-8 magnet school
- 3 middle schools
- 26 elementary schools
- 2 charter middle schools
- 4 high schools
- 5 specialized programs



2015-16 General Fund Expenditures
\$281,601,023



23



1



1




23




9



Graduation Rate:
96.27%



- Chromebooks
- Laptops
- iPads
- Streaming Devices




- Home Languages Spoken: 107
- Dual Language Immersion Schools: 2
- Attendance Rate: 96.3%
- California Teachers of the Year: 2
- Orange County Teachers of the Year: 3

Local Control and Accountability Plan

Orange Unified School District Overview



*Committees Include: Parents, Students, Community, Staff, Orange Unified Education Association, California School Employees Association, Trustees & Advisory Councils



State Education Priorities

Conditions of Learning

- Basic Services
- Academic Standards
- Course Access

Engagement

- Parent Involvement
- Student Engagement
- School Climate

Pupil Outcomes

- Student Achievement
- Other Outcomes



Top District Priorities

Provide:

- 21st century education
- learner-centered teaching
- parent workshops
- pathway programs

Support:

- home/school connection
- parent involvement
- student achievement
- community involvement

Produce:

- college and career ready students
- lifelong learners
- global citizens

